





District Health Assessment for Multiple District 6 through October 2025

		Clubs							Membership							Member Strength		Cancellation		Reports			Finance	Leadership			
District Name	Status/ Number of Months in Status *	Active Clubs	Clubs in Status Quo	Total Clubs	% Status Quo Clubs in Financial Suspension	New Clubs	Cancelled Clubs	YTD Net Club Gain/Loss	Current Members In Active Clubs	Current Members In Status Quo Clubs	Current Total Members Count	YTD Add	YTD Drop	YTD NetGrowth (includes Active and Status Quo)	YTD NetGrowth% (includes Active and Status Quo)	Member Count 12 Months Ago	Average Member Count Per Club	% of Clubs with less than 20 members	Average Cancelled Club Age	Members Lost Due to Cancelled Clubs	% of Clubs Reporting Service	% No MMR in 3 Months	% No Officer Report in 12 months	% of Clubs with balance 90+ days	Number of Zone Chairs Recorded	Number of Region Chairs Recorded	District Officers Vacancies **
6 NE	T(24)	33	0	33	0%	0	0	0	784	0	784	15	24	-9	-1.13%	855	24	55%	0	0	36%	45%	6%	24%	0	0	2nd VDG
6 C	T(24)	24	0	24	0%	0	0	0	514	0	514	26	14	12	2.39%	475	21	71%	0	0	50%	50%	4%	13%	2	0	2nd VDG
6 SE	T(24)	20	0	20	0%	0	0	0	416	0	416	12	14	-2	-0.48%	433	21	55%	0	0	25%	65%	0%	5%	1	0	2nd VDG, GLT, GST
6 W	T(24)	28	0	28	0%	0	0	0	660	0	660	41	33	8	1.23%	668	24	61%	0	0	46%	46%	0%	11%	6	0	
		105	0	105	0%	0	0	0	2374	0	2374	94	85	9	0.38%	2,431	23	60%	0	0	40%	50%	3%	14%	9	0	




District Health Assessment for Multiple District 17 through October 2025

		Clubs							Membership							Member Strength		Cancellation		Reports			Finance	Leadership			
District Name	Status/ Number of Months in Status *	Active Clubs	Clubs in Status Quo	Total Clubs	% Status Quo Clubs in Financial Suspension	New Clubs	Cancelled Clubs	YTD Net Club Gain/Loss	Current Members In Active Clubs	Current Members In Status Quo Clubs	Current Total Members Count	YTD Add	YTD Drop	YTD NetGrowth (includes Active and Status Quo)	YTD NetGrowth% (includes Active and Status Quo)	Member Count 12 Months Ago	Average Member Count Per Club	% of Clubs with less than 20 members	Average Cancelled Club Age	Members Lost Due to Cancelled Clubs	% of Clubs Reporting Service	% No MMR in 3 Months	% No Officer Report in 12 months	% of Clubs with balance 90+ days	Number of Zone Chairs Recorded	Number of Region Chairs Recorded	District Officers Vacancies **
17 K	T(24)	63	0	63	0%	0	0	0	1114	0	1114	27	35	-8	-0.71%	1,151	18	63%	0	0	6%	71%	0%	5%	9	3	
17 A		68	0	68	0%	0	1	-1	1375	0	1375	47	48	-1	-0.07%	1,396	20	53%	96	0	43%	57%	0%	9%	10	0	
17 N		67	0	67	0%	0	0	0	1360	0	1360	33	26	7	0.52%	1,370	20	58%	0	0	40%	57%	1%	13%	10	0	
		198	0	198	0%	0	1	-1	3849	0	3849	107	109	-2	-0.05%	3,917	19	58%	96	0	30%	62%	1%	9%	29	3	




District Health Assessment for Multiple District 21 through October 2025

 Status/ District Name Number of Months in Status *		Clubs							Membership							Member Strength		Cancellation		Reports			Finance	Leadership			
		Active Clubs	Clubs in Status Quo	Total Clubs	% Status Quo Clubs in Financial Suspension	New Clubs	Cancelled Clubs	YTD Net Club Gain/ Loss	Current Members In Active Clubs	Current Members In Status Quo Clubs	Current Total Members Count	YTD Add	YTD Drop	YTD NetGrowth (includes Active and Status Quo)	YTD NetGrowth% (includes Active and Status Quo)	Member Count 12 Months Ago	Average Member Count Per Club	% of Clubs with less than 20 members	Average Cancelled Club Age	Members Lost Due to Cancelled Clubs	% of Clubs Reporting Service	% No MMR in 3 Months	% No Officer Report in 12 months	% of Clubs with balance 90+ days	Number of Zone Chairs Recorded	Number of Region Chairs Recorded	District Officers Vacancies **
21 N		59	0	59	0%	1	1	0	1549	0	1549	117	60	57	3.82%	1,506	26	49%	46	5	54%	3%	0%	8%	12	2	
21 S	T(24)	42	0	42	0%	0	1	-1	1060	0	1060	95	51	44	4.33%	949	25	43%	68	0	52%	7%	0%	12%	9	0	
		101	0	101	0%	1	2	-1	2609	0	2609	212	111	101	4.03%	2,455	26	47%	57	5	53%	5%	0%	10%	21	2	




District Health Assessment for Multiple District 28 through October 2025

 Status/ District Name of Months in Status *		Clubs							Membership							Member Strength		Cancellation		Reports			Finance	Leadership			
		Active Clubs	Clubs in Status Quo	Total Clubs	% Status Quo Clubs in Financial Suspension	New Clubs	Cancelled Clubs	YTD Net Club Gain/Loss	Current Members In Active Clubs	Current Members In Status Quo Clubs	Current Total Members Count	YTD Add	YTD Drop	YTD NetGrowth (includes Active and Status Quo)	YTD NetGrowth% (includes Active and Status Quo)	Member Count 12 Months Ago	Average Member Count Per Club	% of Clubs with less than 20 members	Average Cancelled Club Age	Members Lost Due to Cancelled Clubs	% of Clubs Reporting Service	% No MMR in 3 Months	% No Officer Report in 12 months	% of Clubs with balance 90+ days	Number of Zone Chairs Recorded	Number of Region Chairs Recorded	District Officers Vacancies **
28 U	T(24)	25	0	25	0%	0	0	0	377	0	377	23	30	-7	-1.82%	442	15	68%	0	0	36%	48%	0%	32%	0	0	2nd VDG
28 T	T(24)	24	0	24	0%	0	0	0	505	0	505	27	9	18	3.70%	497	21	58%	0	0	13%	63%	0%	25%	0	0	
		49	0	49	0%	0	0	0	882	0	882	50	39	11	1.26%	939	18	63%	0	0	24%	55%	0%	29%	0	0	




District Health Assessment for Multiple District 38 through October 2025

		Clubs							Membership							Member Strength		Cancellation		Reports			Finance		Leadership		
District Name	Status/ Number of Months in Status *	Active Clubs	Clubs in Status Quo	Total Clubs	% Status Quo Clubs in Financial Suspension	New Clubs	Cancelled Clubs	YTD Net Club Gain/Loss	Current Members In Active Clubs	Current Members In Status Quo Clubs	Current Total Members Count	YTD Add	YTD Drop	YTD NetGrowth (includes Active and Status Quo)	YTD NetGrowth% (includes Active and Status Quo)	Member Count 12 Months Ago	Average Member Count Per Club	% of Clubs with less than 20 members	Average Cancelled Club Age	Members Lost Due to Cancelled Clubs	% of Clubs Reporting Service	% No MMR in 3 Months	% No Officer Report in 12 months	% of Clubs with balance 90+ days	Number of Zone Chairs Recorded	Number of Region Chairs Recorded	District Officers Vacancies **
38 L	T(24)	37	0	37	0%	0	0	0	698	0	698	16	17	-1	-0.14%	714	19	59%	0	0	16%	73%	0%	16%	7	0	2nd VDG
38 I	T(24)	32	0	32	0%	0	0	0	733	0	733	10	13	-3	-0.41%	726	23	44%	0	0	19%	53%	3%	0%	7	0	
38 O	T(24)	25	0	25	0%	0	0	0	665	0	665	14	30	-16	-2.35%	692	27	48%	0	0	56%	40%	0%	12%	0	0	
38 N	T(24)	28	0	28	0%	0	0	0	645	0	645	16	13	3	0.47%	664	23	57%	0	0	64%	61%	0%	4%	0	0	
		122	0	122	0%	0	0	0	2741	0	2741	56	73	-17	-0.62%	2,796	22	52%	0	0	36%	58%	1%	8%	14	0	




District Health Assessment for Multiple District 39 through October 2025

 Status/ District Name of Months in Status *		Clubs							Membership							Member Strength		Cancellation		Reports			Finance		Leadership		
		Active Clubs	Clubs in Status Quo	Total Clubs	% Status Quo Clubs in Financial Suspension	New Clubs	Cancelled Clubs	YTD Net Club Gain/ Loss	Current Members In Active Clubs	Current Members In Status Quo Clubs	Current Total Members Count	YTD Add	YTD Drop	YTD NetGrowth (includes Active and Status Quo)	YTD NetGrowth% (includes Active and Status Quo)	Member Count 12 Months Ago	Average Member Count Per Club	% of Clubs with less than 20 members	Average Cancelled Club Age	Members Lost Due to Cancelled Clubs	% of Clubs Reporting Service	% No MMR in 3 Months	% No Officer Report in 12 months	% of Clubs with balance 90+ days	Number of Zone Chairs Recorded	Number of Region Chairs Recorded	District Officers Vacancies **
39 W	T(24)	30	0	30	0%	0	0	0	913	0	913	45	30	15	1.67%	872	30	33%	0	0	37%	40%	0%	17%	7	0	
39 E	T(24)	24	0	24	0%	1	0	1	387	0	387	27	14	13	3.48%	354	16	75%	0	0	25%	50%	0%	4%	4	0	2nd VDG
		54	0	54	0%	1	0	1	1300	0	1300	72	44	28	2.20%	1,226	24	52%	0	0	31%	44%	0%	11%	11	0	




District Health Assessment for District 15 through October 2025

		Clubs							Membership							Member Strength		Cancellation		Reports			Finance	Leadership			
District Name	Status/ Number of Months in Status *	Active Clubs	Clubs in Status Quo	Total Clubs	% Status Quo in Financial Suspension	New Clubs	Cancelled Clubs	YTD Net Club Gain/ Loss	Current Members In Active Clubs	Current Members In Status Quo Clubs	Current Total Members Count	YTD Add	YTD Drop	YTD NetGrowth (includes Active and Status Quo)	YTD NetGrowth% (includes Active and Status Quo)	Member Count 12 Months Ago	Average Member Count Per Club	% of Clubs with less than 20 members	Average Cancelled Club Age	Members Lost Due to Cancelled Clubs	% of Clubs Reporting Service	% No MMR in 3 Months	% No Officer Report in 12 months	% of Clubs with balance 90+ days	Number of Zone Chairs Recorded	Number of Region Chairs Recorded	District Officers Vacancies **
15	T(24)	36	0	36	0%	0	0	0	830	0	830	16	22	-6	-0.72%	847	23	61%	0	0	14%	50%	0%	3%	0	0	2nd VDG
		36	0	36	0%	0	0	0	830	0	830	16	22	-6	-0.72%	847	23	61%	0	0	14%	50%	0%	3%	0	0	




District Health Assessment for District 37 through October 2025

	Clubs								Membership							Member Strength		Cancellation		Reports			Finance	Leadership				
	Status/ District Name	Number of Months in Status *	Active Clubs	Clubs in Status Quo	Total Clubs	% Status Quo Clubs in Financial Suspension	New Clubs	Cancelled Clubs	YTD Net Club Gain/ Loss	Current Members In Active Clubs	Current Members In Status Quo Clubs	Current Total Members Count	YTD Add	YTD Drop	YTD NetGrowth (includes Active and Status Quo)	YTD NetGrowth% (includes Active and Status Quo)	Member Count 12 Months Ago	Average Member Count Per Club	% of Clubs with less than 20 members	Average Cancelled Club Age	Members Lost Due to Cancelled Clubs	% of Clubs Reporting Service	% No MMR in 3 Months	% No Officer Report in 12 months	% of Clubs with balance 90+ days	Number of Zone Chairs Recorded	Number of Region Chairs Recorded	District Officers Vacancies **
37		57	0	57	0%	0	0	0		1529	0	1529	54	35	19	1.26%	1,496	27	40%	0	0	30%	53%	0%	9%	3	0	
		57	0	57	0%	0	0	0		1529	0	1529	54	35	19	1.26%	1,496	27	40%	0	0	30%	53%	0%	9%	3	0	




District Health Assessment for District 40 through October 2025

		Clubs							Membership							Member Strength		Cancellation		Reports			Finance	Leadership			
District Name	Status/ Number of Months in Status *	Active Clubs	Clubs in Status Quo	Total Clubs	% Status Quo Clubs in Financial Suspension	New Clubs	Cancelled Clubs	YTD Net Club Gain/ Loss	Current Members In Active Clubs	Current Members In Status Quo Clubs	Current Total Members Count	YTD Add	YTD Drop	YTD NetGrowth (includes Active and Status Quo)	YTD NetGrowth% (includes Active and Status Quo)	Member Count 12 Months Ago	Average Member Count Per Club	% of Clubs with less than 20 members	Average Cancelled Club Age	Members Lost Due to Cancelled Clubs	% of Clubs Reporting Service	% No MMR in 3 Months	% No Officer Report in 12 months	% of Clubs with balance 90+ days	Number of Zone Chairs Recorded	Number of Region Chairs Recorded	District Officers Vacancies **
40	T(4)	46	0	46	0%	1	0	1	908	0	908	77	47	30	3.42%	877	20	61%	0	0	48%	41%	0%	9%	7	3	2nd VDG
		46	0	46	0%	1	0	1	908	0	908	77	47	30	3.42%	877	20	61%	0	0	48%	41%	0%	9%	7	3	



District Health Assessment for District 46 through October 2025

		Clubs							Membership							Member Strength		Cancellation		Reports			Finance	Leadership			
District Name	Status/ Number of Months in Status *	Active Clubs	Clubs in Status Quo	Total Clubs	% Status Quo Clubs in Financial Suspension	New Clubs	Cancelled Clubs	YTD Net Club Gain/ Loss	Current Members In Active Clubs	Current Members In Status Quo Clubs	Current Total Members Count	YTD Add	YTD Drop	YTD NetGrowth (includes Active and Status Quo)	YTD NetGrowth% (includes Active and Status Quo)	Member Count 12 Months Ago	Average Member Count Per Club	% of Clubs with less than 20 members	Average Cancelled Club Age	Members Lost Due to Cancelled Clubs	% of Clubs Reporting Service	% No MMR in 3 Months	% No Officer Report in 12 months	% of Clubs with balance 90+ days	Number of Zone Chairs Recorded	Number of Region Chairs Recorded	District Officers Vacancies **
46	T(24)	50	0	50	0%	0	0	0	1131	0	1131	40	20	20	1.80%	1,150	23	48%	0	0	46%	64%	6%	16%	12	5	
		50	0	50	0%	0	0	0	1131	0	1131	40	20	20	1.80%	1,150	23	48%	0	0	46%	64%	6%	16%	12	5	

* - District Status: P - Provisional, T - Transitional.
** - District Officers Vacancies: DG - District Governor, 1st VDG - First Vice District Governor, 2nd VDG - Second Vice District Governor.